

DESCRIPTION

NSO/P and NSO/CP are round, perforated (P) or partially perforated (CP) diffusers with full plane for supplying or exhausting air. They are designed for low- and medium-pressure installations and can be used with constant and variable airflow. The air can be supplied at the temperature by 12°C than the temperature in the ventilated room.

This makes them appropriate for cooling facilities with special microclimate requirements. Due to small size and discrete looks, NSO diffusers can be easily incorporated into modern ceiling systems. It is recommended to install into the ceiling plane.

FEATURES

- short airflow stream
- can be installed with an expansion can SR/NSO
- available in standard RAL 9003 colour
- upon customer's request, can be made in any colour from RAL palette

INSTALLATION

NSO/P and NSO/CP diffusers can be installed directly in the round ventilation duct or expansion box SR/NSO. In both cases rivets or screws should be used for installation.

If the diffuser is installed directly to the underslung ceiling, prepare an installation hole of a size of ØC and use factory assembly jigs, type U. Seal joints between the ceiling and the diffuser.

ORDER REFERENCE

NSO / P - 400 - **U** - **RAL9003**

type | size | colour

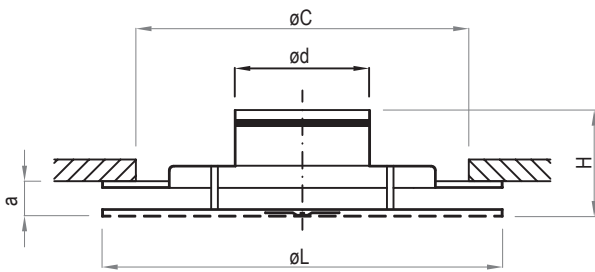
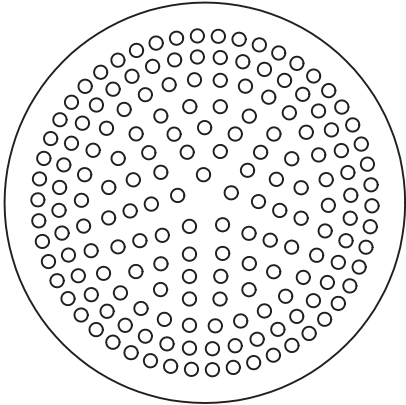
accessories:
P control throttle
PP screens
U assembly jigs

2.10 NSO/P, NSO/CP

fully and partially perforated round ceiling diffusers

DIFFUSERS NSO/P

2



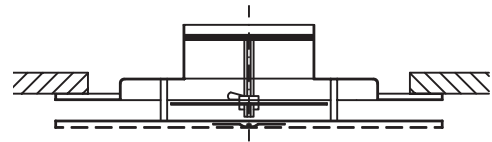
STANDARD SIZES

	125	160	200	250	315	400
$\varnothing d$ [mm]	123	158	198	248	313	398
$\varnothing L$ [mm]	240	300	360	460	540	540
H [mm]	148	158	168	168	168	168
$\varnothing C$ [mm]	200	260	320	420	500	500
a [mm]	36					

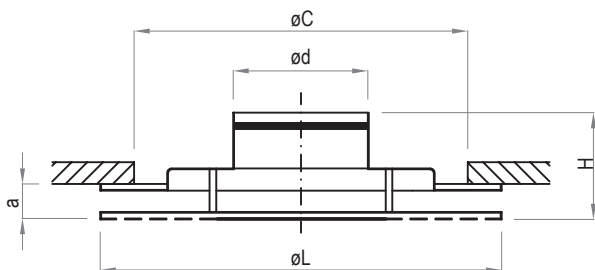
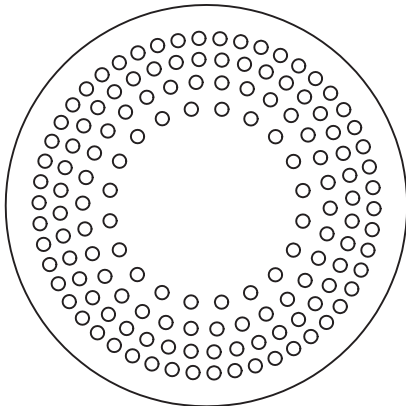
$\varnothing C$ - installation hole size

ACCESSORIES

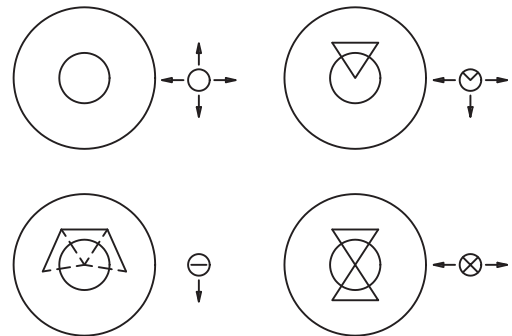
P - CONTROL THROTTLE



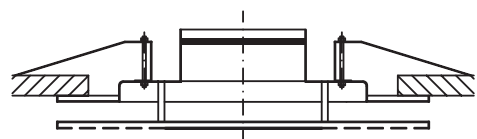
DIFFUSERS NSO/CP



PP - SCREENS



U - ASSEMBLY JIGS

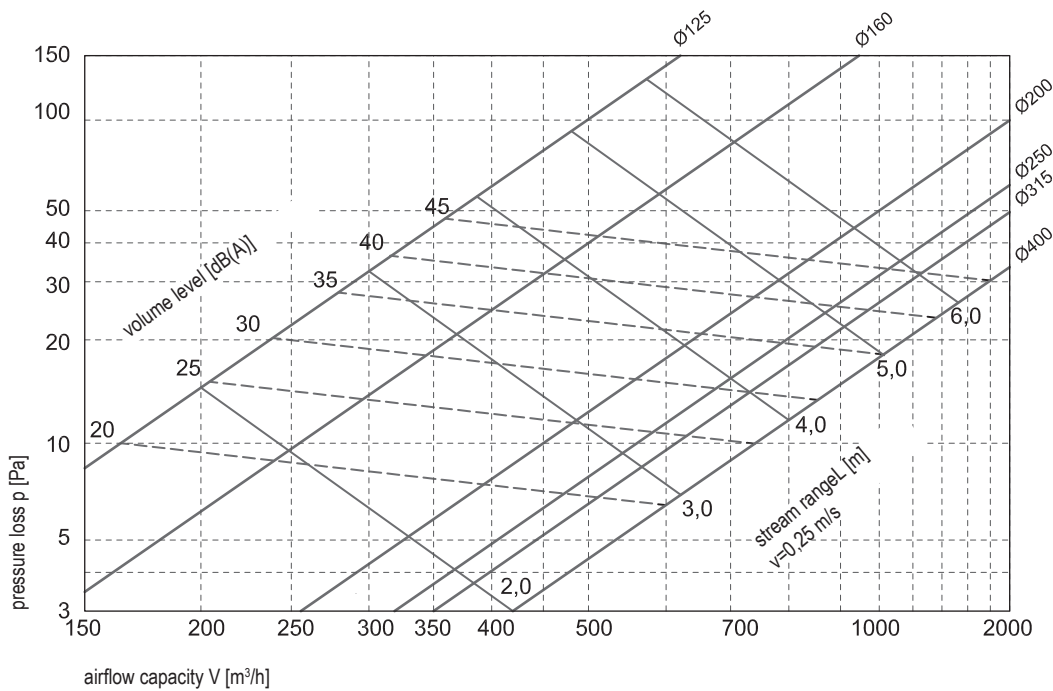


FEATURES

The figure shows airflow capacity V (m³/h), pressure loss p (Pa), air-flow scope L (m) for end speed of 0.25 m/s, and volume level [db(A)]. Values of the air-flow scope L and air pressure loss relate to 4-duct supply. In other cases please see figures in the table below.

Airflow shape	Scope L	Pressure loss p
3-duct	1.18	1.49
2-duct	1.61	2.53
1-duct	2.27	3.68

DIFFUSERS NSO/P



2.10 NSO/P,NSO/CP

fully and partially perforated round ceiling diffusers

DIFFUSERS NSO/CP

2

